



Practicing Scientific Inquiry through Jigsaw Puzzles

Tara Mohanan

Puzzles as Games

- Math puzzles
- Logic puzzles
- Number puzzles
- Word puzzles
- Object puzzles
- Shape puzzles

Jigsaw puzzles

Puzzles as Part of Inquiry

Jigsaw Puzzle (JP): the task

putting together the pieces of the puzzle
such that

the finished picture is a **projection** of the
picture on the cover of the puzzle box.

Jigsaw Puzzles

Questions to ask yourself:

1. What can you tell about the pieces and the picture even before opening the box?
2. When you open the box and start the puzzle, what strategies do you use to put the pieces together?

What is Science?

- *a school subject*
- *information about things around us, living and non-living*
- *something we do in a lab*
- *a way of looking at the world: an attempt to understand the world and how it works*

What is scientific inquiry?

1. making **systematic *observations*** of phenomena in the world
2. arriving at ***observational generalizations*** based on 1
3. creating ***concepts, definitions, and laws*** (theories) to *explain* 2

and as part of this,

- ***categorizing***; and
- ***Inferring, reasoning.***

Jigsaw Puzzles: Strategies

Strategies I use: (you have to figure out your own)

Separate the **edge** pieces, especially the 4 corner pieces: they are easily identifiable without looking at match with other pieces, and easier to put together.

Work the edge of the puzzle to the extent possible. This gives the working space a frame, and gives me an idea of the overall size of the puzzle.

Jigsaw Puzzles: Strategies


Parameters/Traits to pay attention to:

- a. Colours, Textures, Depths ... of the image
- b. Edges and Boundaries in the image
(line; shape; colour...)
- c. Objects / Designs
(animals/buildings/people...)

Jigsaw Puzzles: Strategies

Parameters/Traits to pay attention to:

- d. SHAPE/SIZE: of LOCK, KEY, SHOULDER



- e. Very minute DETAILS OF DESIGN and TEXTURE
(details that you see only if you stare at the picture long enough)

Jigsaw Puzzles: Strategies

Relevance of JPs for scientific inquiry:

As in solving a jigsaw puzzle,

scientific inquiry requires careful observation,

paying attention to details;

categorizing; finding relevant traits;

seeing the fit between pieces;

seeing the relation between the part and the whole.

Categories of Puzzle Pieces

Corner

2 locks



1 lock, 1 key




2 keys



Edge


3 locks




2 locks, 1 key



1 lock, 2 keys




3 keys



Body

4 locks




3 locks, 1 key



2 locks, 2 keys



1 lock, 3 keys



4 keys



Metaphors to Understand Reality

Einstein: "In our endeavor to understand reality, we are somewhat like a man trying to understand the mechanism of a **closed watch.**"

Richard Feynman: Doing science is like watching **gods playing chess**, and trying to figure out the rules.

Einstein uses another metaphor: A scientist is like a detective trying to "**solve the mystery of the universe.**"

We here are using the metaphor of science as a **jigsaw puzzle**, without a picture, without even most of the pieces, and without knowing if there even is a final solution.

Metaphors to Understand Reality

- JP at the local 'game' level: putting pieces together such that the finished picture looks like the picture on the box.
- JP at the broader level: using it as a metaphor for scientific inquiry (SI),
 - (i) to figure out the parallels between JP and SI, in their abilities and mental qualities, and
 - (ii) to practice the strategies of SI attentively and with awareness.

Jigsaw Puzzles

Sometimes science happens by accident.

Similarly, sometimes you find a fit in a jigsaw puzzle by accident.

But in both cases, you have to prepare the ground for it to happen, and let it happen.

MB
PUZZLE


2000



Super
BIG BEN




puzzle 4000 + fix puzzle




HOYLE

500







Copyright © 1991 Washington State Lottery

Thank you!!!

Practicing Scientific Inquiry through Jigsaw Puzzles

Tara Mohanan

Puzzles as Games

- Math puzzles
- Logic puzzles
- Number puzzles
- Word puzzles
- Object puzzles
- Shape puzzles

Jigsaw puzzles

Puzzles as Part of Inquiry

Jigsaw Puzzle (JP): the task

putting together the pieces of the puzzle
such that
the finished picture is a **projection** of the
picture on the cover of the puzzle box.

Jigsaw Puzzles

Questions to ask yourself:

1. What can you tell about the pieces and the picture even before opening the box?
2. When you open the box and start the puzzle, what strategies do you use to put the pieces together?

What is Science?

- *a school subject*
- *information about things around us, living and non-living*
- *something we do in a lab*
- *a way of looking at the world: an attempt to understand the world and how it works*

What is scientific inquiry?

1. making **systematic observations** of phenomena in the world
 2. arriving at **observational generalizations** based on 1
 3. creating **concepts, definitions, and laws** (theories) to explain 2
- and as part of this,
- **categorizing**; and
 - **Inferring, reasoning.**

Jigsaw Puzzles: Strategies

Strategies I use: (you have to figure out your own)

Separate the **edge** pieces, especially the 4 corner pieces: they are easily identifiable without looking at match with other pieces, and easier to put together.

Work the edge of the puzzle to the extent possible. This gives the working space a frame, and gives me an idea of the overall size of the puzzle.

Jigsaw Puzzles: Strategies

Parameters/Traits to pay attention to:

- a. Colours, Textures, Depths ... of the image
- b. Edges and Boundaries in the image (line; shape; colour...)
- c. Objects / Designs
(animals/buildings/people...)

Jigsaw Puzzles: Strategies

Parameters/Traits to pay attention to:

- d. SHAPE/SIZE: of LOCK, KEY, SHOULDER















- e. Very minute DETAILS OF DESIGN and TEXTURE (details that you see only if you stare at the picture long enough)

Jigsaw Puzzles: Strategies

Relevance of JPs for scientific inquiry:

As in solving a jigsaw puzzle,
scientific inquiry requires careful observation,
paying attention to details;
categorizing; finding relevant traits;
seeing the fit between pieces;
seeing the relation between the part and the whole.

Categories of Puzzle Pieces

Corner	2 locks 	1 lock, 1 key 	2 keys 		
Edge	3 locks 	2 locks, 1 key 	1 lock, 2 keys 	3 keys 	
Body	4 locks 	3 locks, 1 key 	2 locks, 2 keys 	1 lock, 3 keys 	4 keys 

Metaphors to Understand Reality

Einstein: "In our endeavor to understand reality, we are somewhat like a man trying to understand the mechanism of a **closed watch**."

Richard Feynman: Doing science is like watching **gods playing chess**, and trying to figure out the rules.

Einstein uses another metaphor: A scientist is like a detective trying to "**solve the mystery of the universe**."

We here are using the metaphor of science as a **jigsaw puzzle**, without a picture, without even most of the pieces, and without knowing if there even is a final solution.

Metaphors to Understand Reality

- JP at the local 'game' level: putting pieces together such that the finished picture looks like the picture on the box.
- JP at the broader level: using it as a metaphor for scientific inquiry (SI),
 - (i) to figure out the parallels between JP and SI, in their abilities and mental qualities, and
 - (ii) to practice the strategies of SI attentively and with awareness.

Jigsaw Puzzles

Sometimes science happens by accident.

Similarly, sometimes you find a fit in a jigsaw puzzle by accident.

But in both cases, you have to prepare the ground for it to happen, and let it happen.